

▼ Shown: XA11G



- Ergonomic design for less operator fatigue
- Variable oil flow & fine metering for precise control
- Higher oil flow for increased productivity
- Closed hydraulic system prevents contamination and allows pump usage in any position
- Pedal lock function for retract position
- External adjustable pressure setting valve
- Ground screw for improved ATEX explosion safety.

 II 2 GD ck T4

## XVARI<sup>®</sup> TECHNOLOGY

### Productivity & Ergonomics



#### Optional Pressure Gauge

Integrated gauge with calibrated scale reading in bar, psi and MPa for actual pressure reading.



#### 4/3 Control Valve

For powering double-acting hydraulic cylinders and tools.



#### 2 Litres Reservoir

Double oil capacity for powering larger hydraulic cylinders and tools.



#### Pedal Safety Guard

Customer installed frame protects both pedals against accidental activation.

Model Number<sup>1)</sup>

**XPG1**



#### “Joy-stick” Lever Kit

Customer installed set of handles for manual operation of both pedals.

Model Number<sup>1)</sup>

**XLK1**



#### Swivel Connector

Customer installed swivel connector for optimal orientation of the hydraulic hose. See page 121 for details.

Model Number<sup>1)</sup>

**XSC1**

<sup>1)</sup> Accessories must be ordered separately.

# XVARI® Technology, Air Driven Hydraulic Foot Pumps

## XA Series



Reservoir Capacity:  
**1,0 - 2,0 litres**

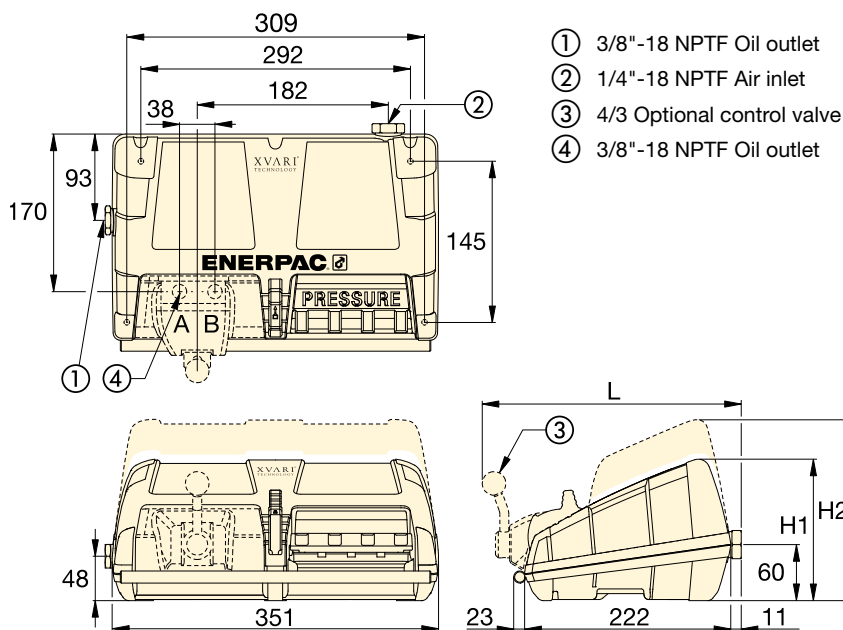
Flow at Rated Pressure:  
**0,25 l/min**

Air Consumption:  
**283 - 991 l/min**

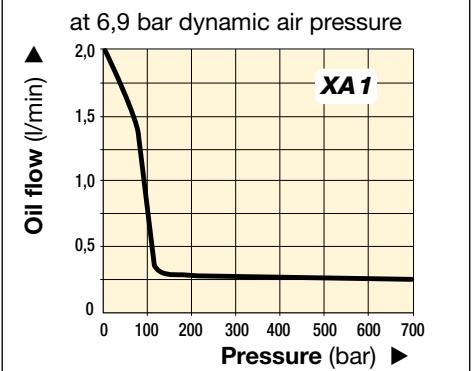
Maximum Operating Pressure:  
**700 bar**

### ▼ XA-SERIES PERFORMANCE CHART

Maximum Pressure (bar)	Output Flow Rate (l/min)		Pump Series	Valve Function	Dynamic Air Pressure (bar)
	No load	Load			
700	2,0	0,25	<b>XA1</b>	Advance / Hold / Retract	2,1 - 8,6



### OIL FLOW VERSUS PRESSURE




### Regulator-Filter-Lubricator

Recommended for use with all XA-Series Air pumps. Provides clean, lubricated air and allows for air pressure adjustment.

Model Number<sup>1)</sup>

**RFL-102**

### ▼ SELECTION CHART

For use with cylinder or tool	Usable Oil Capacity (litres)	Model Number <sup>1)</sup>	Pressure Gauge	3-way 3-pos. Valve	4-way 3-pos. Valve	Dimensions (mm)			 (kg)
						H1	H2	L	
Single-acting	1,0	<b>XA 11<sup>2)</sup></b>	–	•	–	152	–	–	8,6
	2,0	<b>XA 12<sup>2)</sup></b>	–	•	–	–	170	–	10,2
Single-acting	1,0	<b>XA 11G</b>	•	•	–	152	–	–	8,8
	2,0	<b>XA 12G</b>	•	•	–	–	170	–	10,4
Double-acting	1,0	<b>XA 11V</b>	–	–	•	152	–	279	10,1
	2,0	<b>XA 12V</b>	–	–	•	–	170	279	11,7
Double-acting	1,0	<b>XA 11VG</b>	•	–	•	152	–	279	10,3
	2,0	<b>XA 12VG</b>	•	–	•	–	170	279	11,9

<sup>1)</sup> High-Flow coupler CR-400 and accessories must be ordered separately. <sup>2)</sup> Available as cylinder-pump set, see page 58.